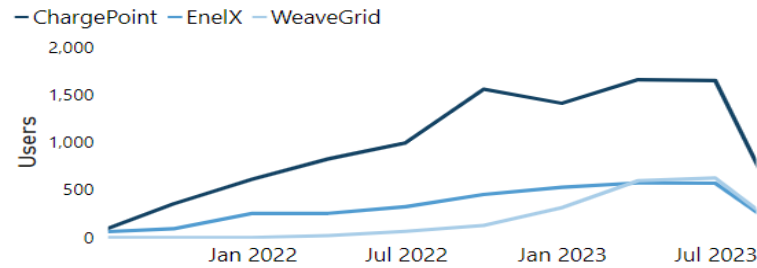


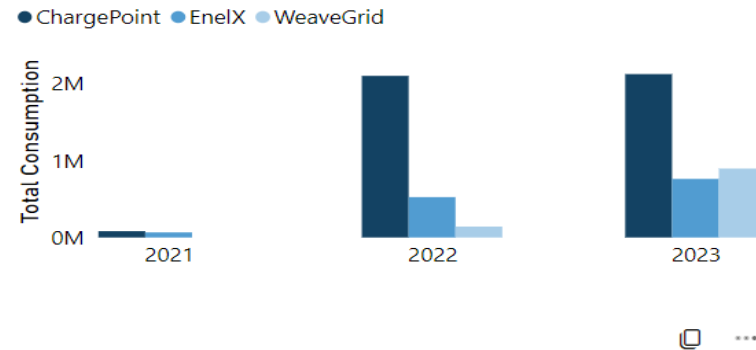
ATTACHMENT B – RESIDENTIAL OPTIMIZE YOUR CHARGE LOAD PROFILES

Source	Earliest Date	Latest Date	Total Consumption (kWh)	Average of Daily Consumption Per Vehicle	Standard Deviation of Daily Consumption Per Vehicle	Average of Hourly Consumption Per Vehicle	Max of Hourly Consumption	Max Consumption Hour	Max Consumption Date
ChargePoint	8/1/21	8/1/23	4,322,304	7.52	12.42	0.31	2,187.54	23	7/12/23
EnelX	8/1/21	8/1/23	1,357,744	6.07	11.05	0.25	791.13	22	4/5/23
WeaveGrid	8/1/21	8/1/23	1,041,575	11.21	17.93	0.47	911.94	22	7/20/23

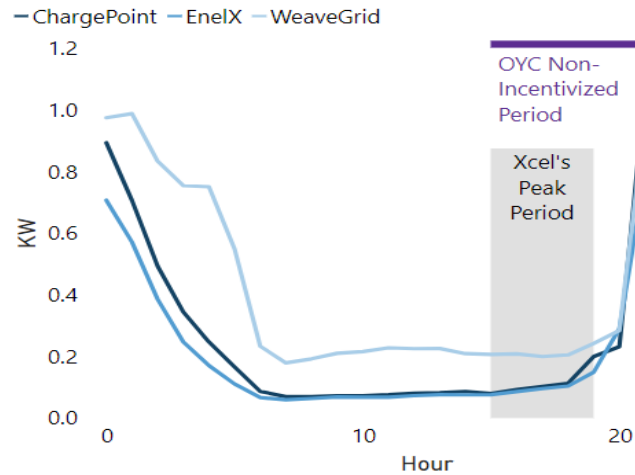
Distinct Users Over Time



Total Consumption Over Time



Average Consumption Per Hour



Maximum Consumption Per Hour

